



100 Square Puzzle

Place value


Directions: The below puzzles are all part of 100 square.
Can you fill in the missing numbers?




	7	
		18




34		
	55	



58		
		90



	22	



46		
	57	