













# MARSHMALLOW CONTRACTIONS



DIRECTION:

Use the words on the marshmallow to make the correct contraction. Write the contraction on the cup.



## WORD BANK

I'm      I'll      that's      don't      it's  
can't      wasn't      didn't      we're